

Open University Website and click on Alumni Link

<http://saurashtrauniversity.edu/>

Open the above URL and click on **REGISTER** link or if you have already registered, then click on **LOGIN**.



<https://alumni.saurashtrauniversity.edu/register/>

Fill all the required details in registration form and click on **SUBMIT**. You will get email verification link to your registered email address. Kindly check your mail box.

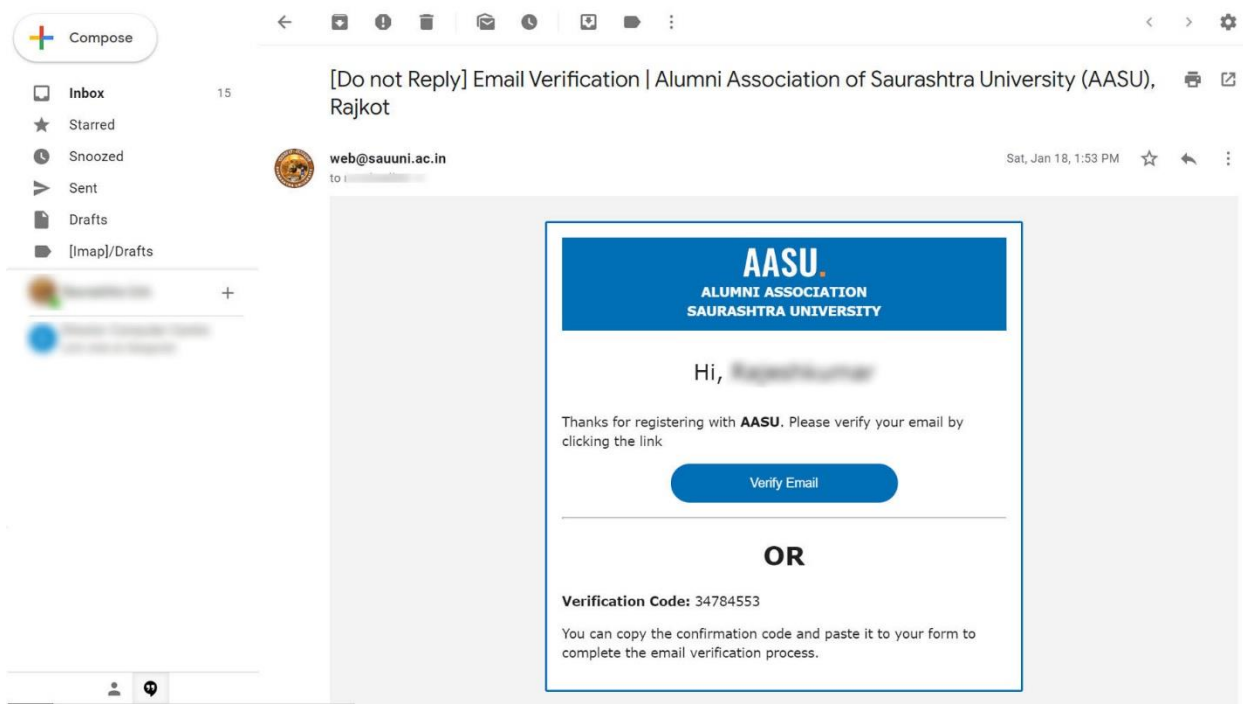
HOME ABOUT ALUMNI **AASU** REGISTER LOGIN CONTACT

REGISTRATION

Surname	Name	Father/Mother's Name
Email Address	+91 Mobile Number	
:: Select studied from ::		
Password	Confirm Password	

SUBMIT

Click on **VERIFY EMAIL** button to verify your email or you can open email verification page and manually provide **VERIFICATION CODE** and verify your email address.



EMAIL VERIFICATION

HOME ABOUT ALUMNI **AASU.** REGISTER LOGIN CONTACT

EMAIL VERIFICATION

Verification Code

VERIFY

Once you get successfully verified your email address, then login with your email address and password.

[HOME](#)

[ABOUT](#)

[ALUMNI](#)



[REGISTER](#)

[LOGIN](#)


[CONTACT](#)



LOGIN

<input type="text" value="Email Address"/>	
<input type="password" value="Password"/>	
FORGET PASSWORD..?	LOGIN

DASHBAORD



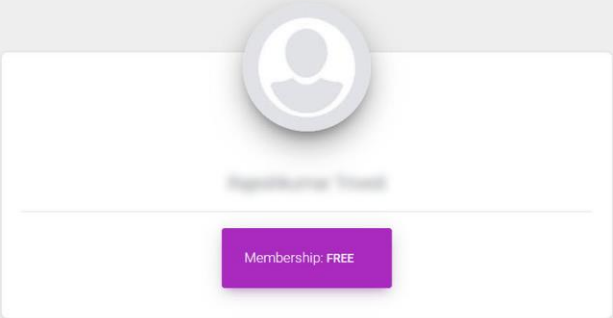
[Dashboard](#)

[User Profile](#)

[Sign Out](#)

[Pay Regi Fees](#)

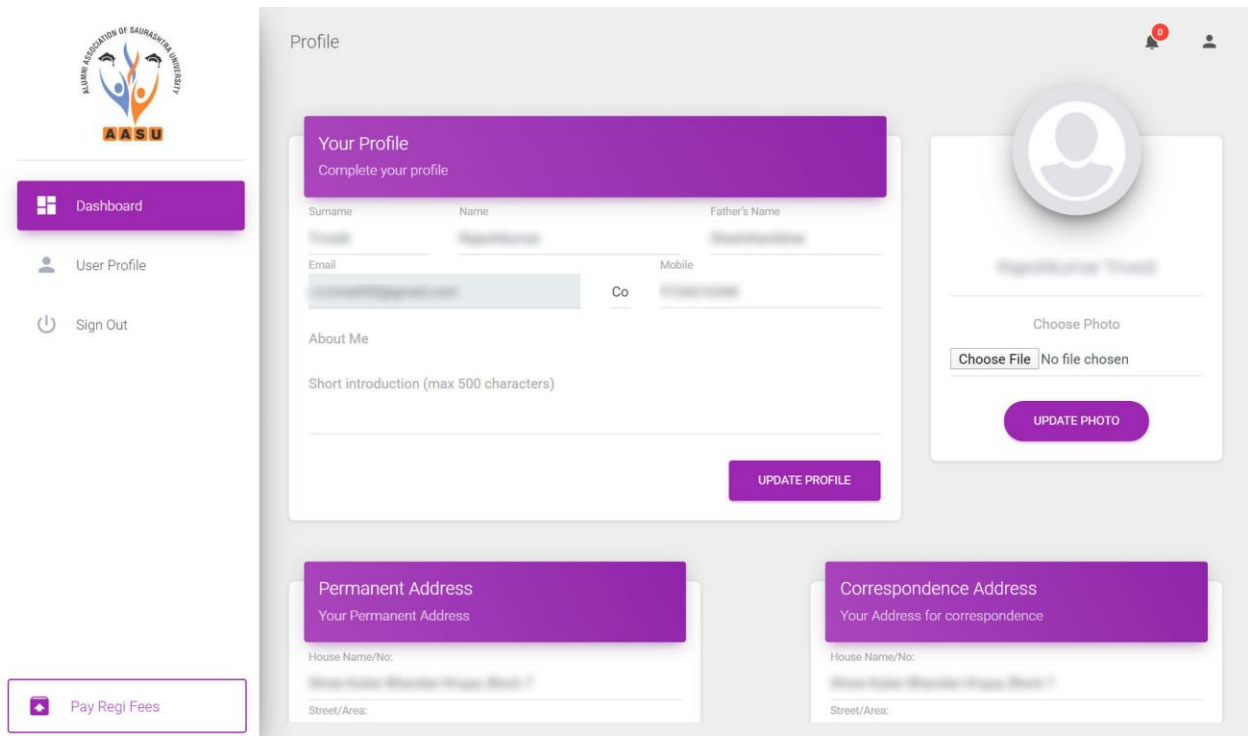
Dashboard



Membership: FREE

© 2020, made with ❤️ by Soham Infoway.

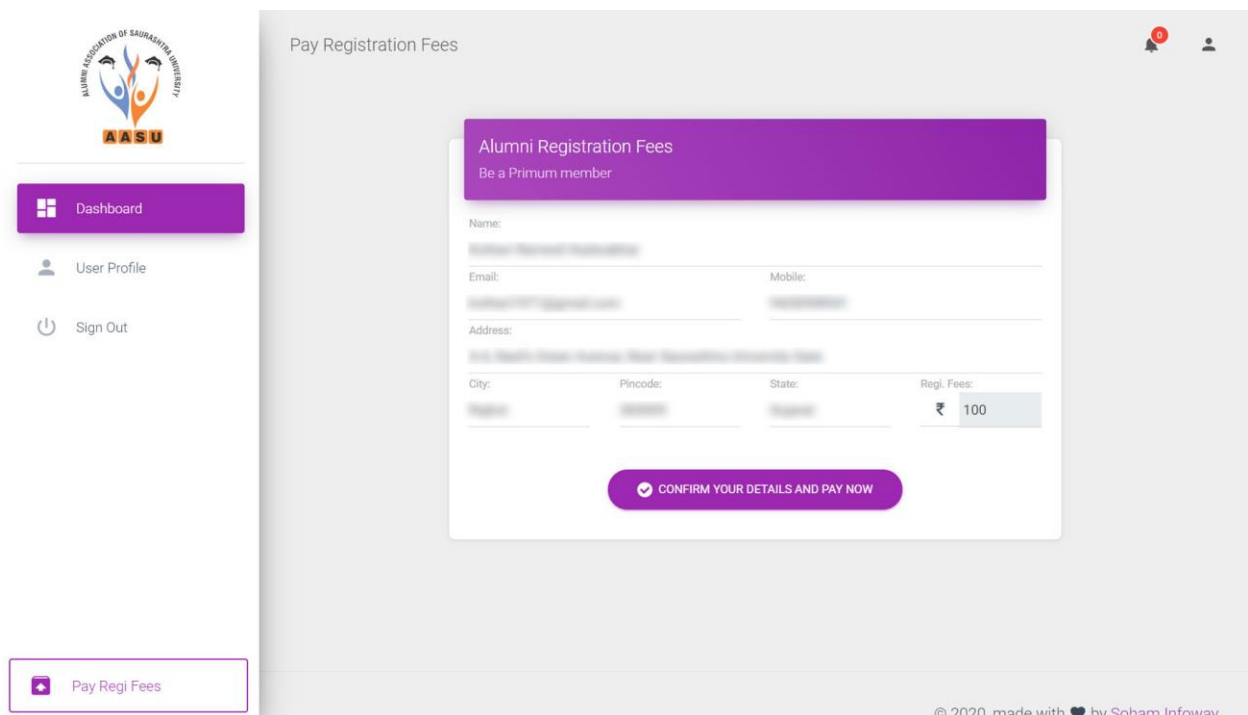
Update your profile details



The screenshot shows the 'Profile' page of the Alumni Association of Saurashtra University (AASU). On the left is a navigation menu with 'Dashboard', 'User Profile', and 'Sign Out'. Below it is a 'Pay Regi Fees' button. The main content area is titled 'Profile' and contains several sections: 'Your Profile' with fields for Surname, Name, Father's Name, Email, and Mobile; an 'About Me' section with a text area for a short introduction; a 'Permanent Address' section; and a 'Correspondence Address' section. A 'Choose Photo' section with a 'Choose File' button and an 'UPDATE PHOTO' button is also present. An 'UPDATE PROFILE' button is located at the bottom right of the profile section.

<https://alumni.saurashtrauniversity.edu/member/PayAlumniRegiFees.aspx>

Click on PAY FEES link or open the above URL and follow the Registration Fees Payment Process



The screenshot shows the 'Pay Registration Fees' page of the Alumni Association of Saurashtra University (AASU). On the left is a navigation menu with 'Dashboard', 'User Profile', and 'Sign Out'. Below it is a 'Pay Regi Fees' button. The main content area is titled 'Pay Registration Fees' and contains a form for 'Alumni Registration Fees'. The form includes fields for Name, Email, Mobile, and Address. Below these fields are fields for City, Pincode, State, and Regi. Fees, which is set to ₹ 100. A 'CONFIRM YOUR DETAILS AND PAY NOW' button is located at the bottom of the form. The footer of the page reads '© 2020, made with ❤️ by Sohams Infoway.'



English

Billing Information

360005
Gujarat India

Notes (Optional)
 My Billing and Shipping address are different

Payment Information

Credit Card > Card Number
Debit Cards
Net Banking
Wallet
UPI

Expiry Date Month Year CVV 576
I agree with the [Privacy Policy](#) by proceeding with this payment.
INR 100.00 (Total Amount Payable)

ORDER DETAILS	
Order #:	13
Order Amount	100.00
Convenience Fee	0.00
Tax(18.00%)	0.00
Total Amount	INR 100.00

Once your fees is paid successfully, you will receive receipt email on your registered email address and you will see your Membership **PRO** on your **DASHBOARD**.